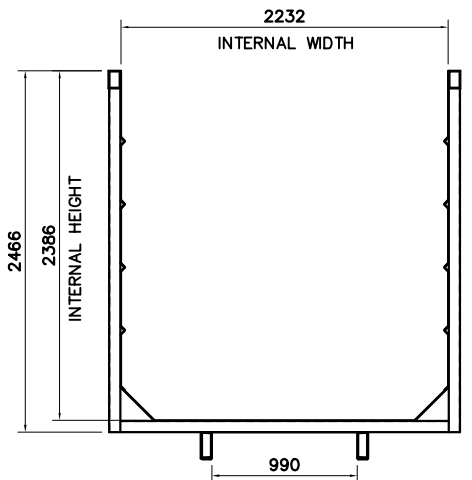
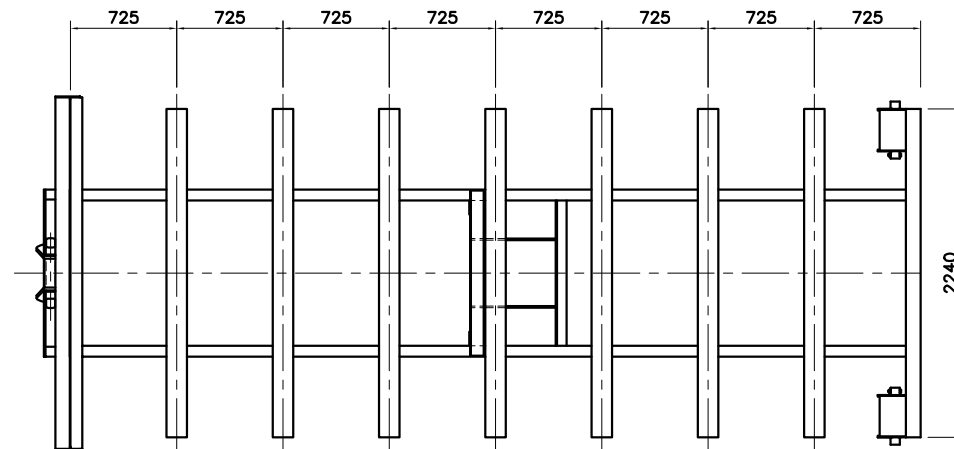
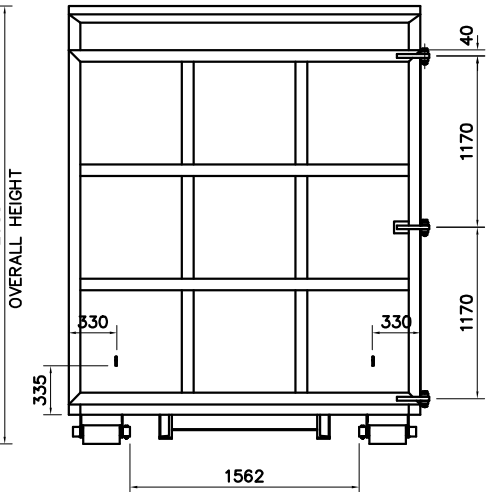
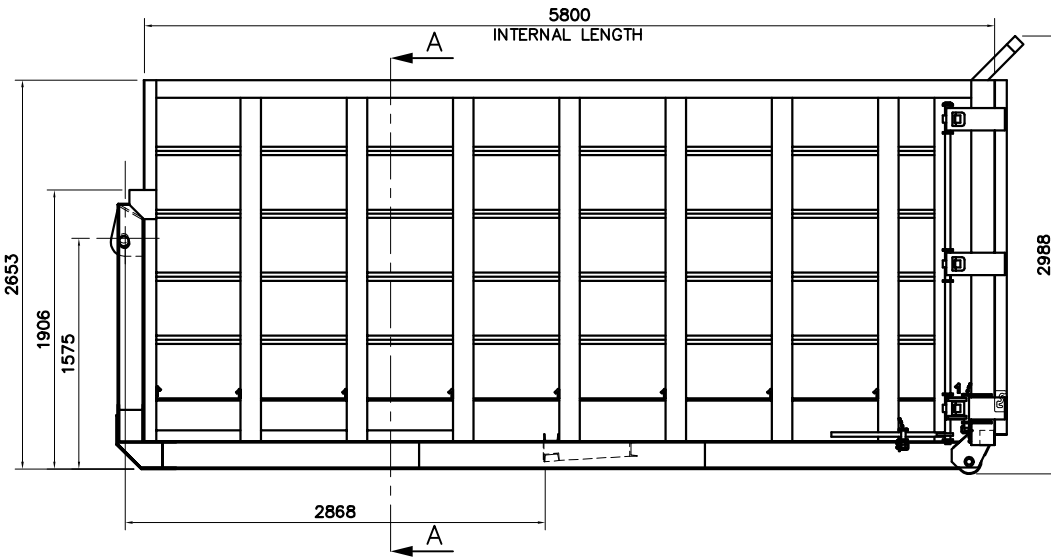
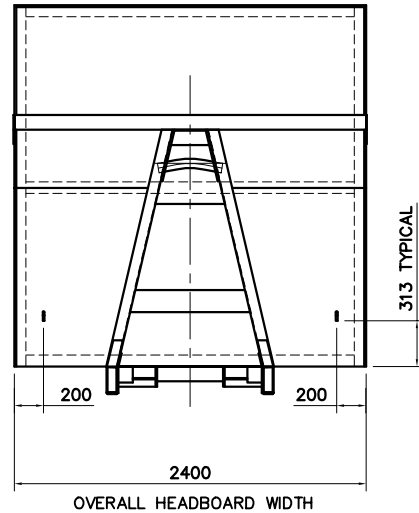


OPTIONAL EXTRAS

YES/NO	OPTIONS	DRG.No.
	FRONT OFFSIDE LADDER	
	DRAIN HOLES	
	FULLY WELDED	
	SIGNBOARDS	



PLAN VIEW ON 'X' MEMBERS

SECTION A-A

SUB-ASSEMBLY	DRAWING NUMBER
7 X 3 SUB FRAME	HOOK-SUB_FRM-180X75003A
HEADBOARD	HOOK-HEADBD-40YHB01A
BODY	HOOK-BODY-40YBD12A
REAR SINGLE DOOR	HOOK-REARDR-40YSI01A
REAR CRADLE	HOOK-REARCRD-40YCR08A
250 STANDARD ROLLERS	HOOK-ROLLERS-250M032A
HINGES	HOOK-HINGES-HNG1A
STANDARD LOCKING	HOOK-LOCKING-40YLK26A
LABYRINTH CATCH	MISC-X9373D

<p>ENGINEERING LIMITED CHADDERTON · OLDHAM LANCASHIRE</p> <p><small>This drawing is the property of Sellers Engineering Ltd and must not be copied, reproduced or used for any purpose whatsoever, except that for which it is supplied without the express written consent of the company. We reserve the right to alter this drawing without notice.</small></p>	REV. 1	2	3	4	5
	DATE 04/05/2000	06/08/2001	01/07/2004		
	INITIAL C.H.	C.H.	J.B.		
	ECR C034/00	C056/01	C023/04		
	REV. 6	7	8	9	10
DATE					
INITIAL					
ECR					

QTY:	ORDER No :	DRAWING NAME : 40 CUYD OPEN CONTAINER - STANDARD GENERAL ARRANGEMENT DRAWING			
SCALE 1: 25	DATE	DATE	CLIENT :	SHT	REV
PROJECTION	DRAWN MUNA	05/05/96		A	3
CHECKED A.K.	10/11/95		DRG. No. : 40YOP01		

F:\LIB\STD\40YOP01A